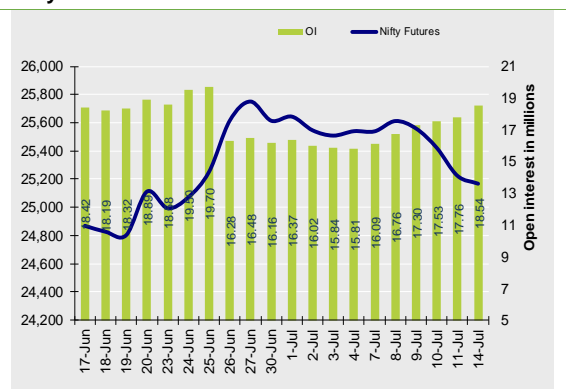


## Nifty Snapshot

	Close	Prv Cl.	Ab chg	% chg
<b>Spot</b>	25,082.30	25,149.85	-67.55	-0.27
<b>Futures</b>	25,167.50	25,223.40	-55.90	-0.22
<b>Oil(ml shr)</b>	18.54	17.76	0.78	4.42
<b>Vol (lots)</b>	79413	83286	-3873	-4.65
<b>COC</b>	85.20	73.55	11.65	15.8
<b>PCR-OI</b>	0.72	0.76	-0.04	-5.3

## Nifty Futures Price v/s OI



## Institutional Activity in previous trading session

(in Rs cr.)	Buy	Sell	Net
Index Futures	2866.55	6144.39	-3277.84
Index Options	671908.15	681871.93	-9963.78
Stock Futures	18524.39	18786.76	-262.37
Stock Options	20010.36	19742.58	267.78
FII Cash	17,054.46	18,668.78	-1,614.32
DII Cash	14,561.52	12,773.84	1,787.68

## Net FII Activity (in Rs cr.)

Date	Idx Fut	Stk Fut	Idx Opt	Cash
14-Jul	-3277.8	-262.4	-9963.8	-1614
11-Jul	-3537.8	-1665.1	-3242.3	-5104
10-Jul	-1833.9	-3851.0	6765.6	221
9-Jul	-991.4	-558.3	-3286.5	77
8-Jul	-268.9	-1656.2	-2707.6	-26
7-Jul	-668.0	-193.2	-3784.5	321

## Technical Pivot (Intraday):

	S2	S1	PIVOT	R1	R2
NIFTY	25000	25085	25160	25245	25320
BANKNIFTY	56645	56825	56950	57130	57255

(Price is in Rs; OI is in million units; Price chg and OI chg are in percentage) **NB RESEARCH**

## Fresh Longs seen in:

Scrip	Price	Price chg	OI	OI Chg
PPLPHARMA	208.7	3.6	13.5	32.2
MANKIND	2696.0	4.5	1.4	12.1
BOSCHLTD	37425.0	3.6	0.3	12.0

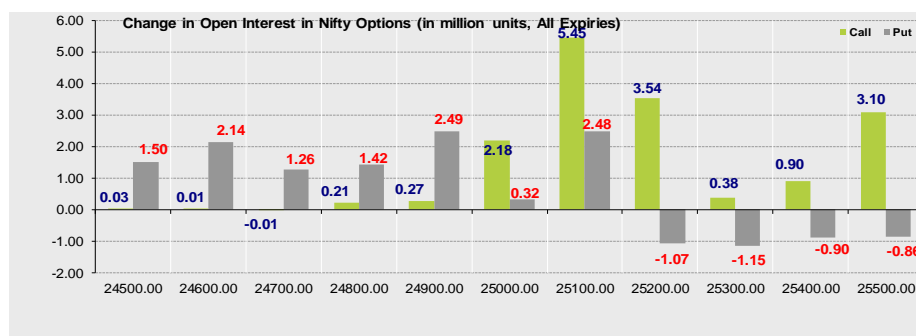
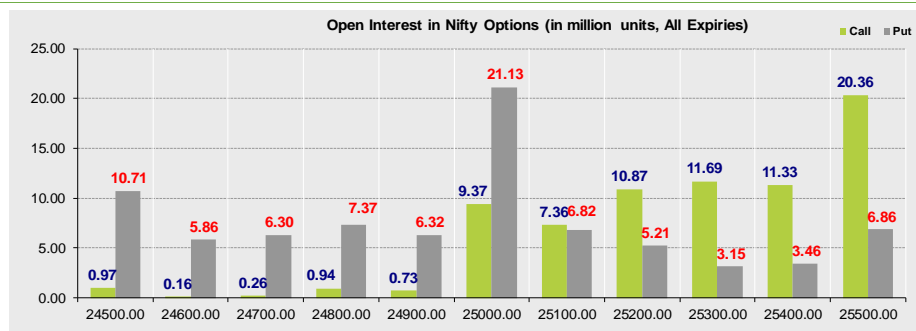
## Short Covering seen in:

Scrip	Price	Price chg	OI	OI Chg
GLENMARK	2220.9	1.8	10.1	-8.7
PEL	1295.9	6.3	7.7	-5.5
BSE	2463.1	4.1	15.0	-4.8

## Summary

- Indian markets closed on a flat note where buying was mainly seen in Pharmaceuticals, Realty & Consumer Durables Sectors. Nifty Jul Futures closed at 25167.50 (down 55.90 points) at a premium of 85.20 pts to spot.
- FII's were net sellers in Cash to the tune of 1614.32 Cr and were net sellers in index futures to the tune of 3277.84 Cr.
- India VIX increased by 1.37% to close at 11.98 touching an intraday high of 12.42.

## Open Interest in Nifty Options:



- The above second chart shows previous trading day's change in Nifty options where Addition in OI were seen in 25300, 25200, 25100, 25000 strike Calls and at 24800, 24900, 25000, 25100 strike Puts indicating market is likely to remain range bound in the near term.
- Highest OI build-up is seen at 25500 strike Calls and 25000 strike Puts, to the tune of 20.36mn and 21.13mn respectively.

## Outlook on Nifty:

**Index is likely to open on a flat note today and is likely to remain range bound during the day.**

**NIFTY50 Options OI (CE OI = Resistance) (PE OI = Support)**

Symbol	Highest CE OI	Highest PE OI	CMP
ADANIENT	2700	2700	2591
ADANIPTS	1500	1400	1438
APOLLOHOSP	7600	7000	7250
ASIANPAINT	2500	2300	2412
AXISBANK	1200	1200	1176
BAJAJ-AUTO	9000	8000	8118
BAJFINANCE	950	900	922
BAJAJFINSV	2100	1980	2010
BEL	430	400	409
BHARTIARTL	2040	1900	1914
CIPLA	1600	1340	1490
COALINDIA	400	400	385
DRREDDY	1300	1100	1256
EICHERMOT	5800	5800	5563
ETERNAL	290	250	271
GRASIM	2900	2600	2796
HCLTECH	1700	1600	1612
HDFCBANK	2020	2000	1990
HDFCLIFE	820	740	768
HEROMOTOCO	4300	4300	4186
HINDALCO	700	670	668
HINDUNILVR	2560	2400	2523
ICICIBANK	1450	1400	1428
ITC	420	420	420
INDUSINDBK	900	800	871

**NIFTY50 Options OI (CE OI = Resistance) ( PE OI = Support)**

Symbol	Highest CE OI	Highest PE OI	CMP
INFY	1600	1600	1571
JSWSTEEL	1180	1000	1043
JIOFIN	330	300	320
KOTAKBANK	2300	2100	2210
LT	3700	3500	3510
M&M	3200	3200	3106
MARUTI	12800	12600	12558
NTPC	345	345	343
NESTLEIND	2500	2400	2400
ONGC	250	240	245
POWERGRID	300	300	299
RELIANCE	1550	1500	1489
SBILIFE	1860	1820	1853
SHRIRAMFIN	700	700	672
SBIN	820	800	812
SUNPHARMA	1720	1500	1688
TCS	3500	3200	3224
TATACONSUM	1230	980	1075
TATAMOTORS	700	700	677
TATASTEEL	170	160	161
TECHM	1670	1390	1583
TITAN	3500	3400	3411
TRENT	6000	5500	5336
ULTRACEMCO	13800	11000	12498
WIPRO	270	230	252

OI against MWPL				
Symbol	MWPL	Open Interest	Limit for next day	% OI
HINDCOPPER	65482129	61212350	Ban	93%
GLENMARK	30111043	26163375	Ban	87%
BANDHANBNK	193371109	165070800	18631753	85%
ABFRL	121580965	102349000	13152916	84%
RBLBANK	121575211	98431350	Ban	81%
MCX	10180563	8055500	1616034	79%
ANGELONE	11638502	9157750	1898826	79%
TATATECH	36328758	28398400	6113920	78%
TITAGARH	16037381	12371400	2864111	77%
BSE	63536556	48835500	11524228	77%
BSOFT	32988281	25010700	6328166	76%
NMDC	689383367	517900500	137013698	75%
LAURUSLABS	78058155	58265800	15889447	75%
LICHSGFIN	60244101	43309000	13922895	72%
CDSL	35530000	24482450	9271050	69%
CHAMBLFERT	31728204	21624850	8516943	68%
HFCL	189248684	127697100	52089149	67%
AARTIIND	41876170	27887275	11895086	67%
HUDCO	100095000	66644400	28445850	67%
GRANULES	29668038	19638100	8546536	66%
NATIONALUM	178967755	117243750	52775617	66%
TATACHEM	31601465	20553000	9468391	65%
IREDA	158681547	102716850	48030619	65%
SAIL	289148547	186223400	88467719	64%
LTF	168467595	108212424	51831791	64%
TATAELXSI	6987041	4459900	2177788	64%
PNB	687763516	421512000	231863340	61%
PEL	24011656	14605500	8205573	61%
DLF	128335464	72105000	49813690	56%
SBICARD	59744408	33468800	23288387	56%
INDUSINDBK	125014099	69785800	48977594	56%
BIOCON	121306033	67612500	47628231	56%
ABCAPITAL	162442174	90396000	63924065	56%

[illegible]

**Derivative Recommendations:**

Stock Name	Call (Buy/Sell)	Entry price	Targets	Stop Loss	Duration	Status
ULTRACEMCO (Bull Call spread)	Strategy	260	640	200	Positional	Open
PAYTM (Bull Call spread)	Strategy	29	71	15	Positional	Open
NIFTY 25100 PE	Buy	79	150	45	BTST	Open

**FROM THE EQUITY DERIVATIVE DESK:**

**NIRAV HARISH CHHEDA**  
AVP - DERIVATIVES AND TECHNICAL RESEARCH  
E-Mail: [nirav.chheda@nirmalbang.com](mailto:nirav.chheda@nirmalbang.com)  
Tel no: 6273-8199/8000

**AMIT BHUPTANI**  
SNR.DERIVATIVES AND TECHNICAL RESEARCH ANALYST  
E-Mail: [amit.bhuptani@nirmalbang.com](mailto:amit.bhuptani@nirmalbang.com)  
Tel no: 6273-8242/8000

**DISCLOSURES**

Research Reports that are published by Nirmal Bang Securities Private Limited (hereinafter referred to as "NBSPL") are for private circulation only. NBSPL is a registered Research Analyst under SEBI (Research Analyst) Regulations, 2014 having Registration no. INH000001766. NBSPL is also a registered Stock Broker with National Stock Exchange of India Limited, BSE Limited, Metropolitan Stock Exchange of India Limited, Multi Commodity Exchange of India Limited, National Commodity and Derivative Exchange Limited and Indian Commodity Exchange Limited in cash and Equity and Commodities derivatives segments.

NBSPL has other business divisions with independent research teams separated by Chinese walls, and therefore may, at times, have different or contrary views on stocks and markets.

NBSPL or its associates have not been debarred / suspended by SEBI or any other regulatory authority for accessing / dealing in securities Market. NBSPL, its associates or analyst or his relatives do not hold any financial interest (Except Investment) in the subject company. NBSPL or its associates or Analyst do not have any conflict or material conflict of interest at the time of publication of the research report with the subject company. NBSPL or its associates or Analyst or his relatives may or may not hold beneficial ownership of 1% or more in the subject company at the end of the month immediately preceding the date of publication of this research report.

NBSPL or its associates / analyst has not received any compensation / managed or co-managed public offering of securities of the company covered by Analyst during the past twelve months. NBSPL or its associates have not received any compensation or other benefits from the company covered by Analyst or third party in connection with the research report. Analyst has not served as an officer, director or employee of Subject Company. NBSPL / analyst has not been engaged in market making activity of the subject company.

Analyst Certification: The research analysts and authors of these reports, hereby certify that the views expressed in this research report accurately reflects my/our personal views about the subject securities, issuers, products, sectors or industries. It is also certified that no part of the compensation of the analyst(s) was, is, or will be directly or indirectly related to the inclusion of specific recommendations or views in this research. The analyst(s) principally responsible for the preparation of this research report and has taken reasonable care to achieve and maintain independence and objectivity in making any recommendations.

**DISCLAIMER**

This report is for the personal information of the authorized recipient and does not construe to be any investment, legal or taxation advice to you. NBSPL is not soliciting any action based upon it. Nothing in this research shall be construed as a solicitation to buy or sell any security or product, or to engage in or refrain from engaging in any such transaction. In preparing this research, we did not take into account the investment objectives, financial situation and particular needs of the reader.

This research has been prepared for the general use of the clients of NBSPL and must not be copied, either in whole or in part, or distributed or redistributed to any other person in any form. If you are not the intended recipient you must not use or disclose the information in this research in any way. Though disseminated to all the customers simultaneously, not all customers may receive this report at the same time. NBSPL will not treat recipients as customers by virtue of their receiving this report. This report is not directed or intended for distribution to or use by any person or entity resident in a state, country or any jurisdiction, where such distribution, publication, availability or use would be contrary to law, regulation or which would subject NBSPL & its group companies to registration or licensing requirements within such jurisdictions.

The report is based on the information obtained from sources believed to be reliable, but we do not make any representation or warranty that it is accurate, complete or up-to-date and it should not be relied upon as such. We accept no obligation to correct or update the information or opinions in it. NBSPL or any of its affiliates or employees shall not be in any way responsible for any loss or damage that may arise to any person from any inadvertent error in the information contained in this report. NBSPL or any of its affiliates or employees do not provide, at any time, any express or implied warranty of any kind, regarding any matter pertaining to this report, including without limitation the implied warranties of merchantability, fitness for a particular purpose, and non-infringement. The recipients of this report should rely on their own investigations.

This information is subject to change without any prior notice. NBSPL reserves its absolute discretion and right to make or refrain from making modifications and alterations to this statement from time to time. Nevertheless, NBSPL is committed to providing independent and transparent recommendations to its clients, and would be happy to provide information in response to specific client queries.

Before making an investment decision on the basis of this research, the reader needs to consider, with or without the assistance of an adviser, whether the advice is appropriate in light of their particular investment needs, objectives and financial circumstances. There are risks involved in securities trading. The price of securities can and does fluctuate, and an individual security may even become valueless. International investors are reminded of the additional risks inherent in international investments, such as currency fluctuations and international stock market or economic conditions, which may adversely affect the value of the investment. Opinions expressed are subject to change without any notice. Neither the company nor the director or the employees of NBSPL accept any liability whatsoever for any direct, indirect, consequential or other loss arising from any use of this research and/or further communication in relation to this research. Here it may be noted that neither NBSPL, nor its directors, employees, agents or representatives shall be liable for any damages whether direct or indirect, incidental, special or consequential including lost revenue or lost profit that may arise from or in connection with the use of the information contained in this report.

Copyright of this document vests exclusively with NBSPL. Our reports are also available on our website [www.nirmalbang.com](http://www.nirmalbang.com)